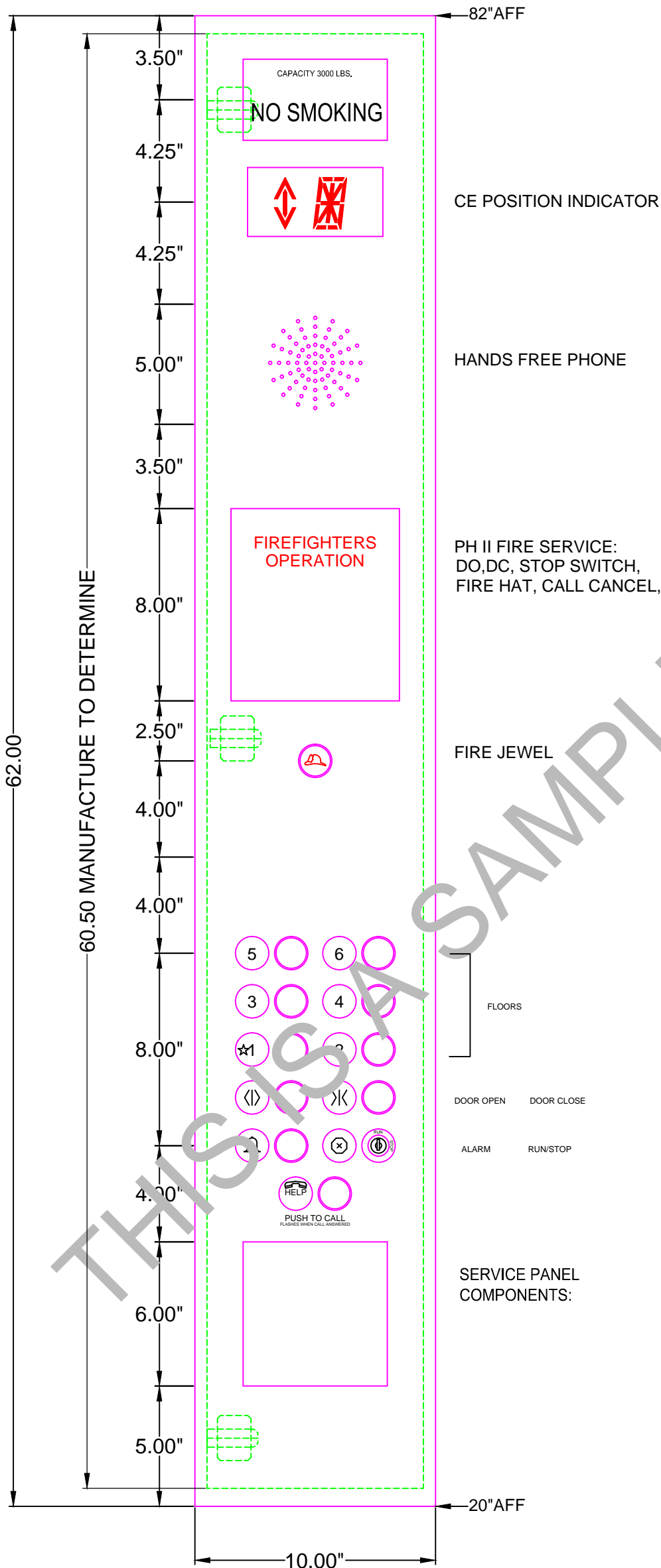


CAR STATION SPECIFICATION

MATERIAL :	11 GA ST/ST #4 FINISH
HINGE SIDE:	LEFT / RIGHT
VOLTAGE & COLOR:	24V-120V AC/DC RED
MANUFACTURE:	EPCO, ERM, INNOVATION
BUTTON TYPE:	VANDAL PROOF
FIRE CODE:	FIRE CODE:
EMERGENCY PHONE :	EMERGENCY PHONE :
BUZZER:	NUDGING, SEISMIC, ETC.. / 24V
EMERGENCY LIGHT:	IN COP
SERVICE PANEL:	NO / YES (IND, INS, TEST, EFGI
CERTIFICATE ON C.O.P:	YES / NO
ENGRAVING:	

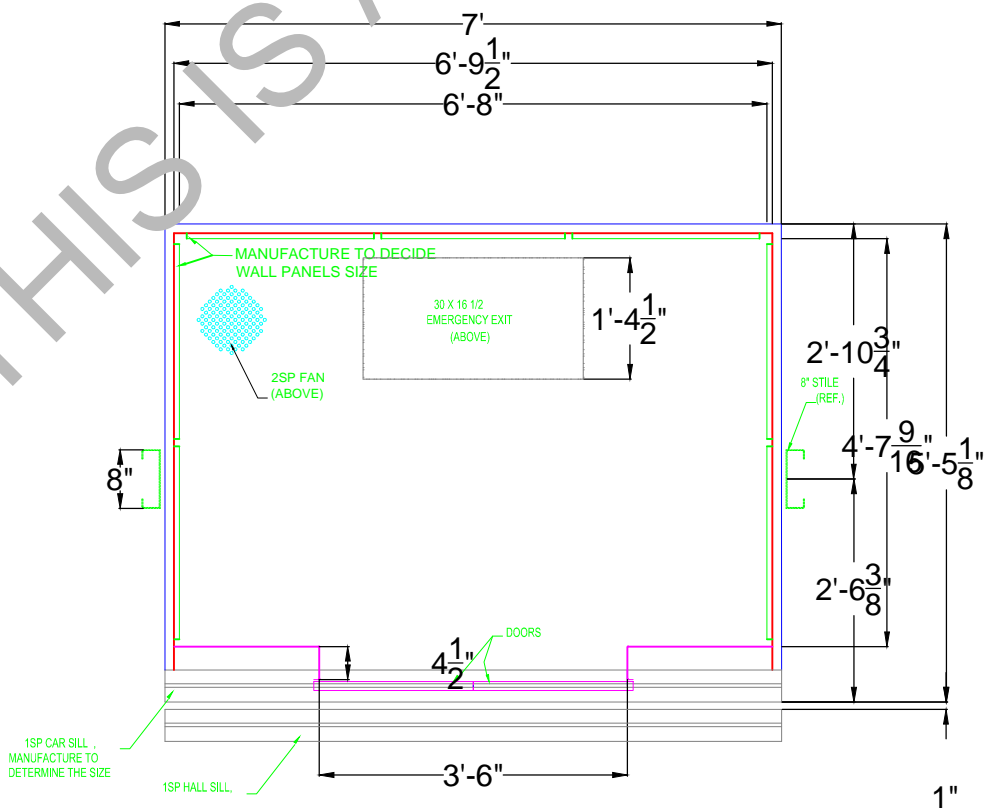
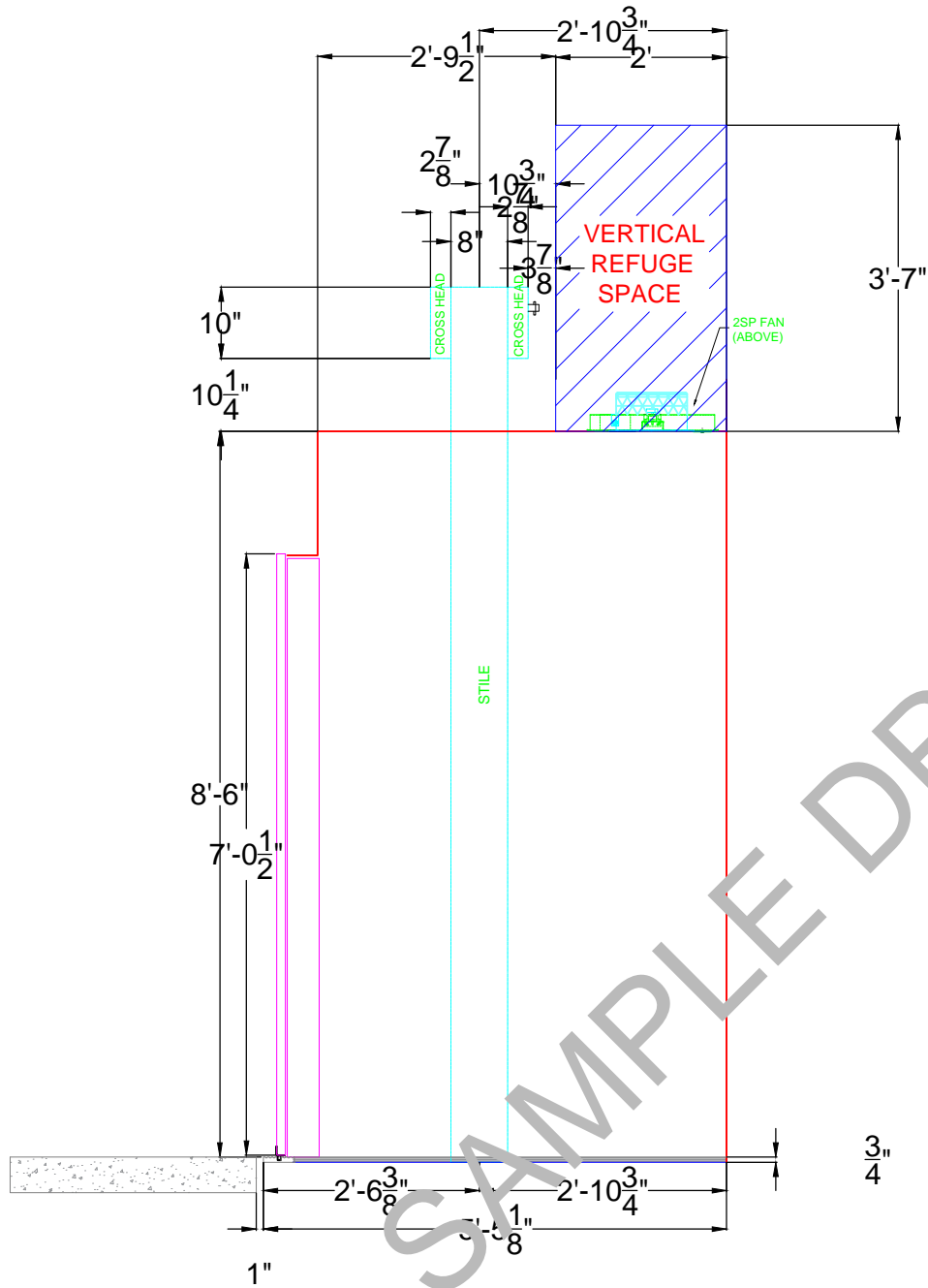


***** ACTUAL DRAWING MAY VARY
BASE ON THE INFORMATION OR
MATERIALS CUSTOMER
PROVIDE TO MAKE THE
DRAWING *******

PLATE: 10.00" x 62.00"
BOX: 9.00" x 60.50" x 3.50" DP
(1) REQUIRED

*****THE CONTRACTOR IS RESPONSIBLE
TO VERIFY ALL WORK ON THE
DRAWING TO MEET FEDERAL, STATE
CITY OR LOCAL CODE OR LAW. ******

PROJECT NAME:		REV NOTE:
ADDRESS:		XXXXXXXXXX
DRAW. TITLE: C.O.P		
ELEV. NO:		
DATE:	DWG NO: 15D-001	SHEET NO: 1 OF 2
XXXXXXXX ELEVATOR 1234 , ABC STREET LOS ANGELES, CA 12345 TEL: xxx-xxx-xxxx		



PASSENGER ELEVATOR 1 & 2

***** ACTUAL DRAWING MAY VARY
 BASE ON THE INFORMATION OR
 MATERIALS CUSTOMER
 PROVIDE TO MAKE THE
 DRAWING ******

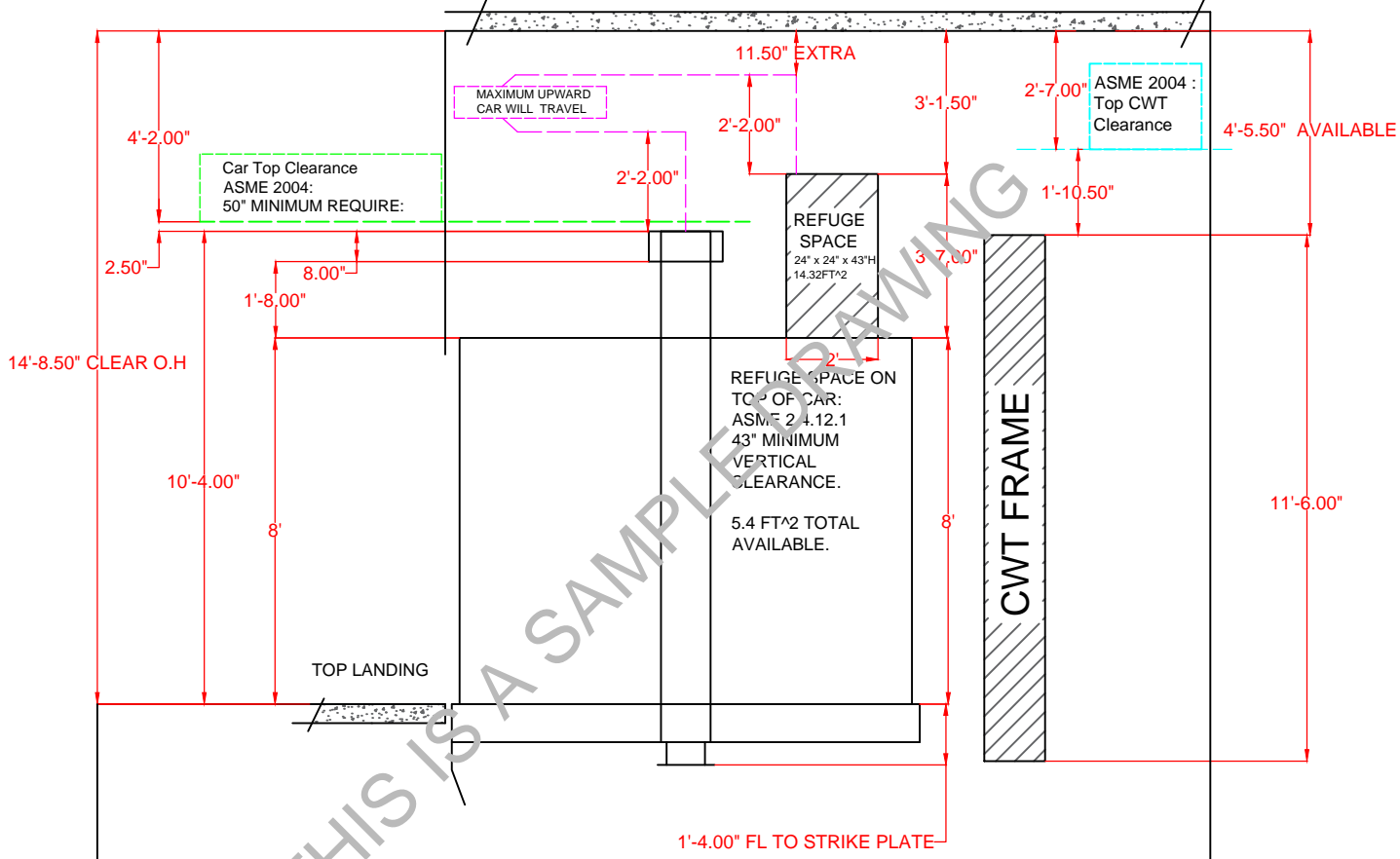
*****THE CONTRACTOR IS RESPONSIBLE
 TO VERIFY ALL WORK ON THE
 DRAWING TO MEET FEDERAL, STATE
 CITY OR LOCAL CODE OR LAW. ******

PROJECT NAME:			REV NOTE:
ADDRESS:			XXXXXXXXXX
DRAW. TITLE: CAB & PLATFROM			
ELEV. NO:			
DATE:	DWG NO: 15D-001	SHEET NO: 1 OF 2	
XXXXXXXX ELEVATOR 1234 , ABC STREET LOS ANGELES, CA 12345 TEL: xxx-xxx-xxxx			

Car Top Clearance
 ASME 2004:
 50" MINIMUM REQUIRE:
 MAX DESIGN CWT RUNBY 12" +
 CWT BUFFER STROKE 9" +
 24" by Code + 5" (1/2 GRAVITY) = 50"

Maximum upward car can
 travel is :
 12" CWT Runby + 9" CWT Stroke +
 5" 1/2 Gravity = 26"

TOP CWT CLEARANCE
 ASME 2004 :
 31 " Mini Required:
 Design Car runby 11" +
 Stroke 9" + 6" by code + 5" (1/2 gravity).
 Available TOP CWT 53.5"

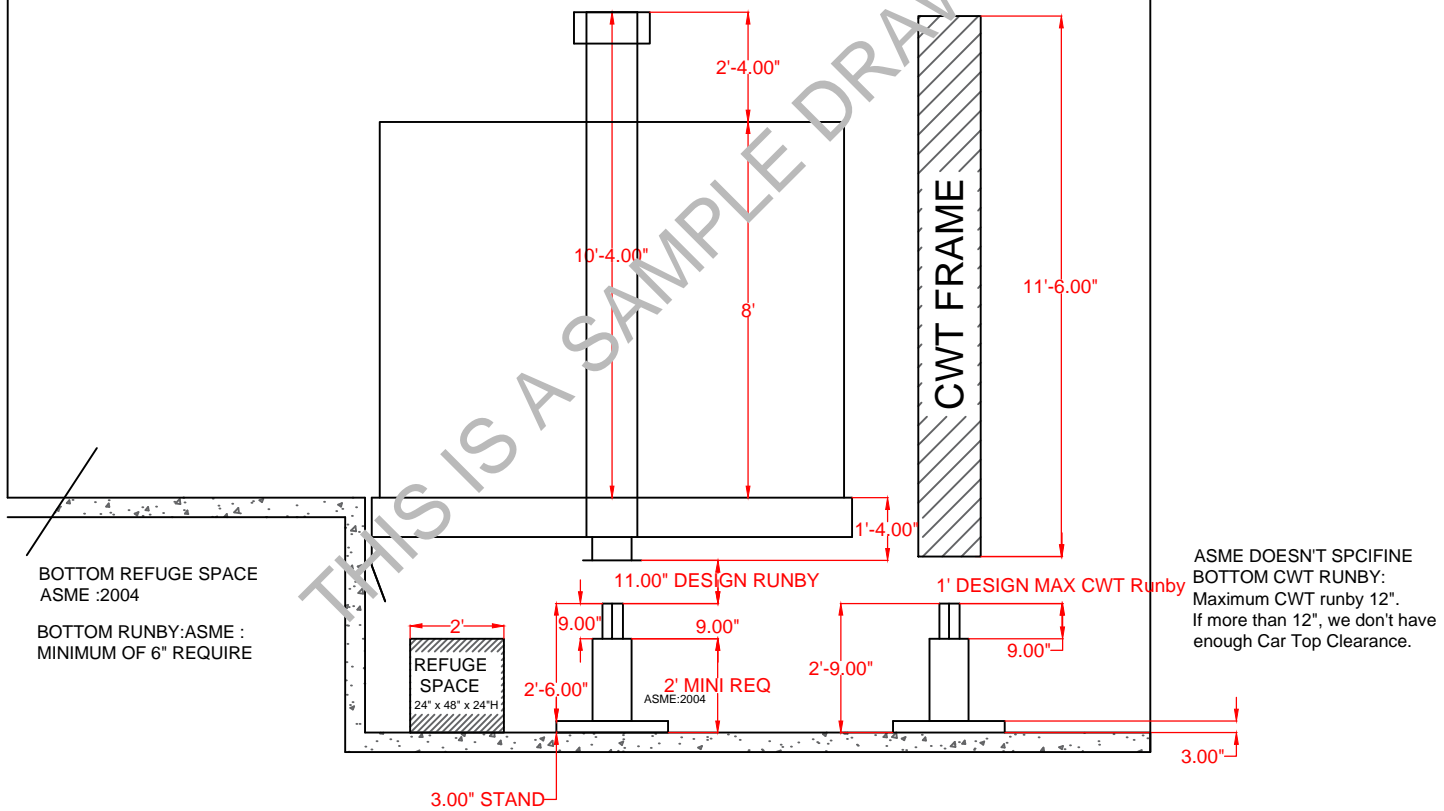


1/2 Gravity stopping is
 base on 115% of Rated Speed:
 350 fpm rate speed = 402.5fpm
 Gravity stopping = $V^2 / 19320$
 = $402.5^2 / 19320$
 = 8.385"
 =
 1/2 Gravity = $8.385' / 2 = 4.192'$
 Rounded up to 5"

TOTAL TRAVEL (NOT SCALE)
 80' - 10"

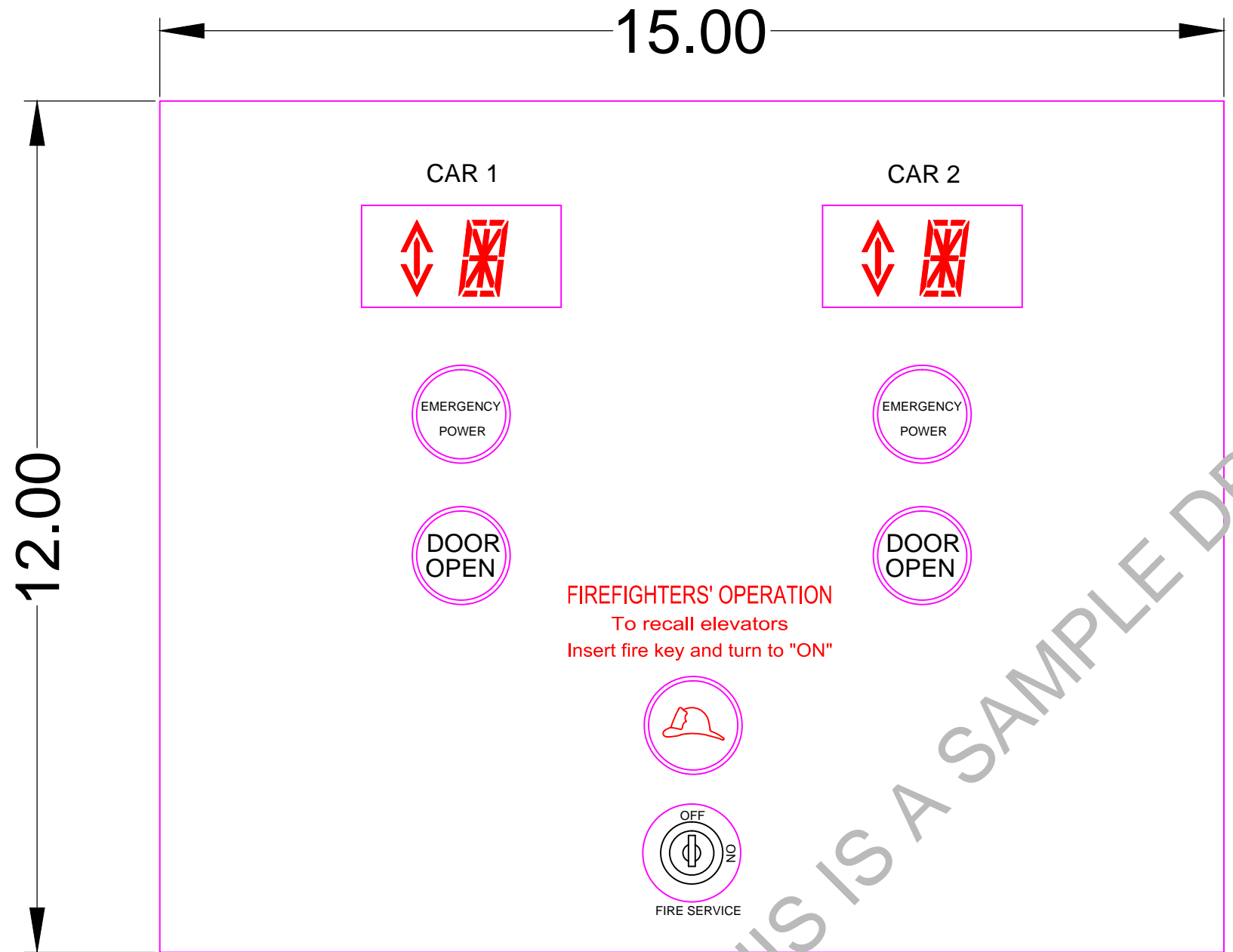
**DESIGN CWT RUN BY AFTER
 ROPE HAS STRETCHED**

***ACTUAL DRAWING MAY VARY
 BASE ON THE INFORMATION OR
 MATERIALS CUSTOMER
 PROVIDE TO MAKE THE
 DRAWING ****



***THE CONTRACTOR IS RESPONSIBLE
 TO VERIFY ALL WORK ON THE
 DRAWING TO MEET FEDERAL, STATE
 CITY OR LOCAL CODE OR LAW. ****

PROJECT NAME:		REV NOTE:
ADDRESS:		XXXXXXXXXX
DRAW. TITLE: CLEARANCE CALCULATION		
ELEV. NO:		
DATE:	DWG NO: 15D-001	SHEET NO: 1 OF 2
XXXXXXXXX ELEVATOR 1234 , ABC STREET LOS ANGELES, CA 12345 TEL: xxx-xxx-xxxx		



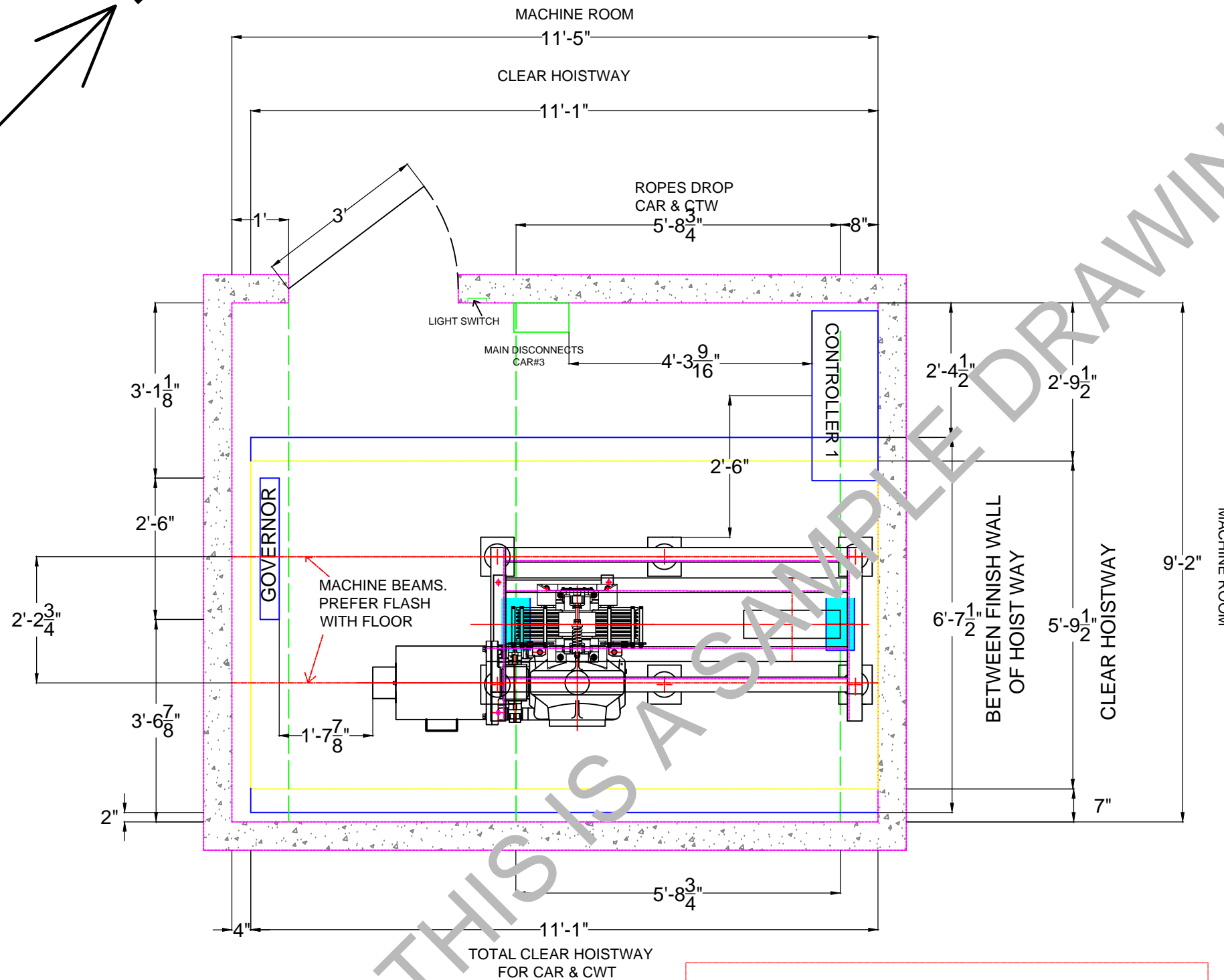
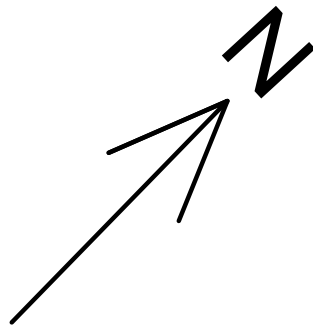
*** ACTUAL DRAWING MAY VARY
 BASE ON THE INFORMATION OR
 MATERIALS CUSTOMER
 PROVIDE TO MAKE THE
 DRAWING ****

THIS IS A SAMPLE DRAWING

***THE CONTRACTOR IS RESPONSIBLE
 TO VERIFY ALL WORK ON THE
 DRAWING TO MEET FEDERAL, STATE
 CITY OR LOCAL CODE OR LAW. ****

(1) REQUIRED

PROJECT NAME:		REV NOTE:
ADDRESS:		XXXXXXXXXX
DRAW. TITLE: FIRE PANEL		
ELEV. NO:		
DATE:	DWG NO: 15D-001	SHEET NO: 1 OF 2
XXXXXXXX ELEVATOR 1234 , ABC STREET LOS ANGELES, CA 12345 TEL: xxx-xxx-xxxx		





- CLEAR HOIST WAY
- ROPES DROP
- MACHINE ROOM WALL

***IF THE ACTUAL MOTOR DRAWING IS NOT PROVIDED BY CUSTOMER OR NOT ABLE TO OBTAIN FROM MANUFACTURE, THE MOTOR WILL BE REPRESENTED AS A BLOCK**

THE CONTRACTOR IS RESPONSIBLE TO VERIFY ALL WORK ON THE DRAWING TO MEET FEDERAL, STATE CITY OR LOCAL CODE OR LAW. *

ACTUAL DRAWING MAY VARY BASE ON THE INFORMATION OR MATERIALS CUSTOMER PROVIDE TO MAKE THE DRAWING *

PROJECT NAME:		REV NOTE:
ADDRESS:		XXXXXXXXXX
DRAW. TITLE: MACHINE ROOM FLOOR PLAN		
ELEV. NO:		
DATE:	DWG NO: 15D-001	SHEET NO: 1 OF 2
XXXXXXXX ELEVATOR 1234 , ABC STREET LOS ANGELES, CA 12345 TEL: xxx-xxx-xxxx		

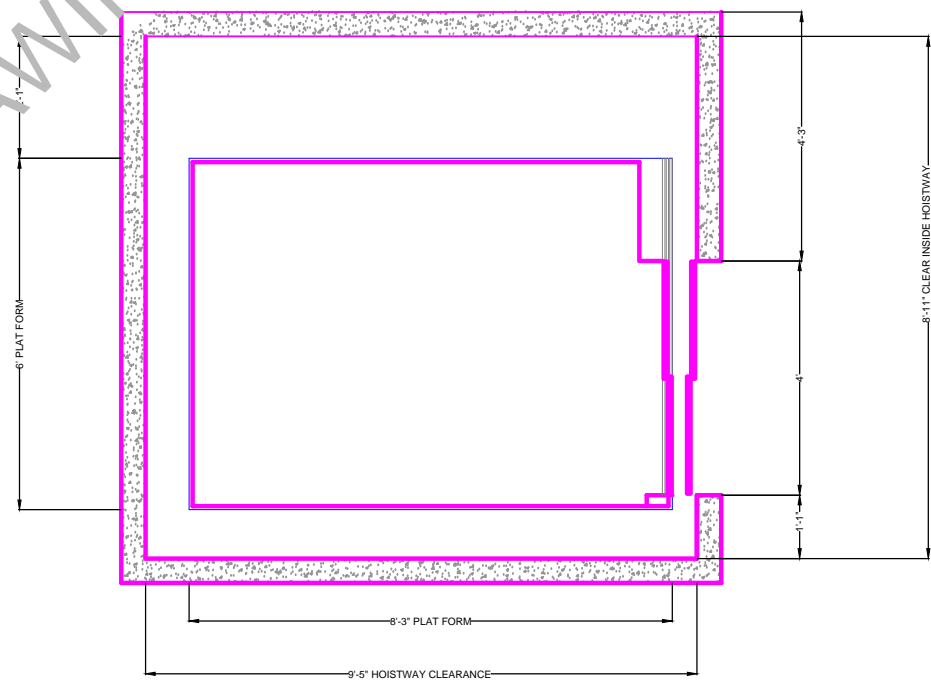


FIRST FLOOR 0' - 0"

LOWER LEVEL -16' - 6"

ELEVATOR PIT -22' - 6"

9'-5" HOISTWAY DEPTH



DOOR OPENING ON THIS WALL

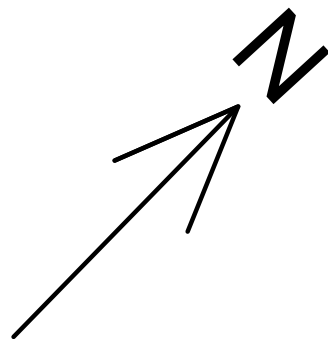
THIS IS A SAMPLE DRAWING

THE CONTRACTOR IS RESPONSIBLE TO VERIFY ALL WORK ON THE DRAWING TO MEET FEDERAL, STATE CITY OR LOCAL CODE OR LAW. *

ACTUAL DRAWING MAY VARY BASE ON THE INFORMATION OR MATERIALS CUSTOMER PROVIDE TO MAKE THE DRAWING *

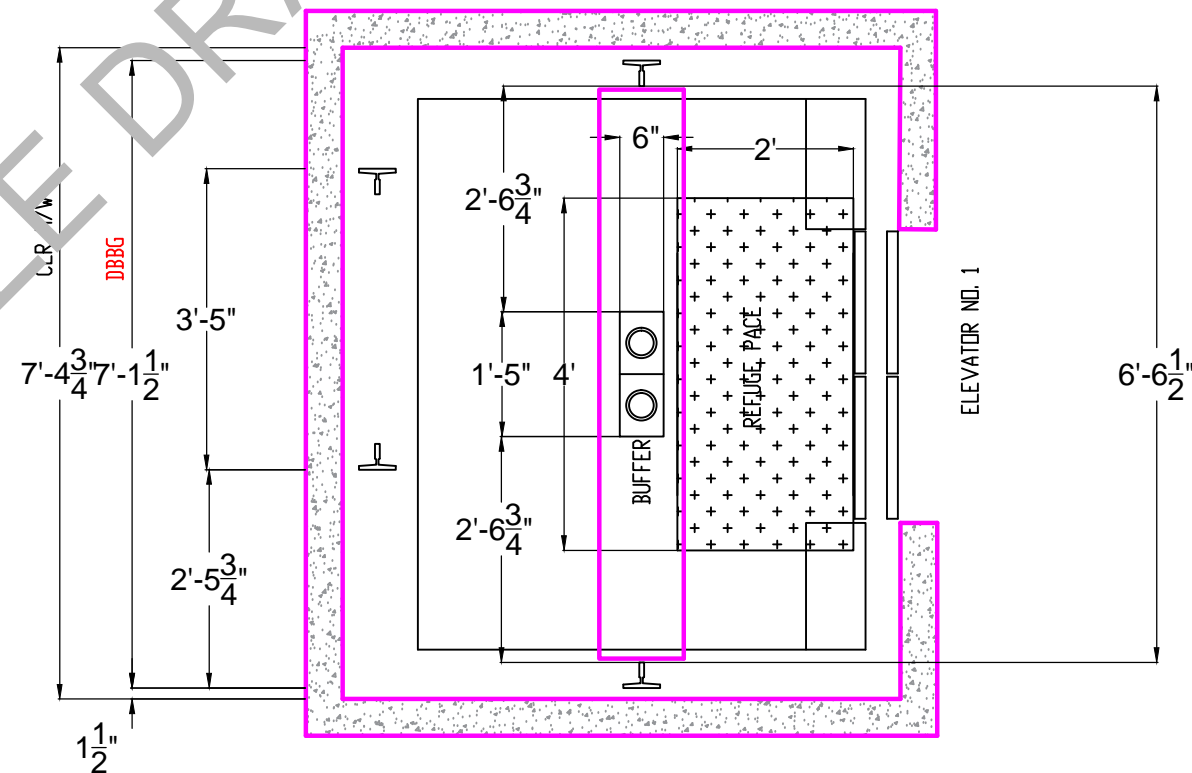
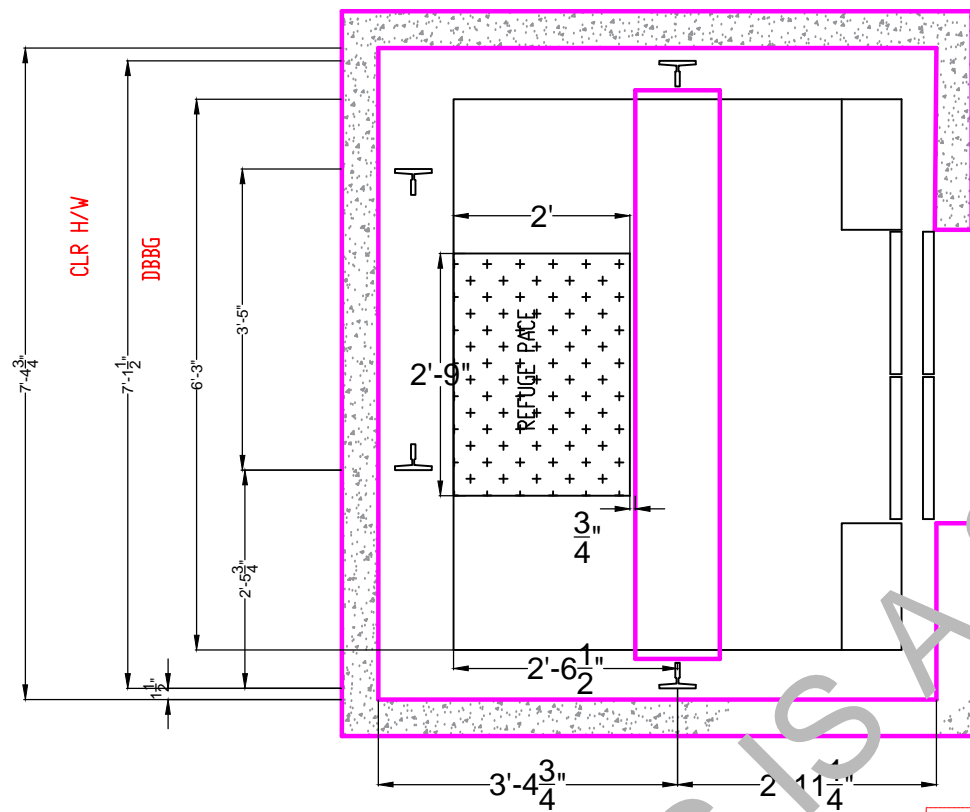
PROJECT NAME:			REV NOTE: XXXXXXXXXX
ADDRESS:			
DRAW. TITLE:			
ELEV. NO:			
DATE:	DWG NO: 15D-001	SHEET NO: 1 OF 2	

XXXXXXXX ELEVATOR
 1234 , ABC STREET
 LOS ANGELES, CA 12345
 TEL: xxx-xxx-xxxx



TOP REFUGE SPACE

BOTTOM REFUGE SPACE



ELEVATOR NO. 1

ELEVATOR NO. 1

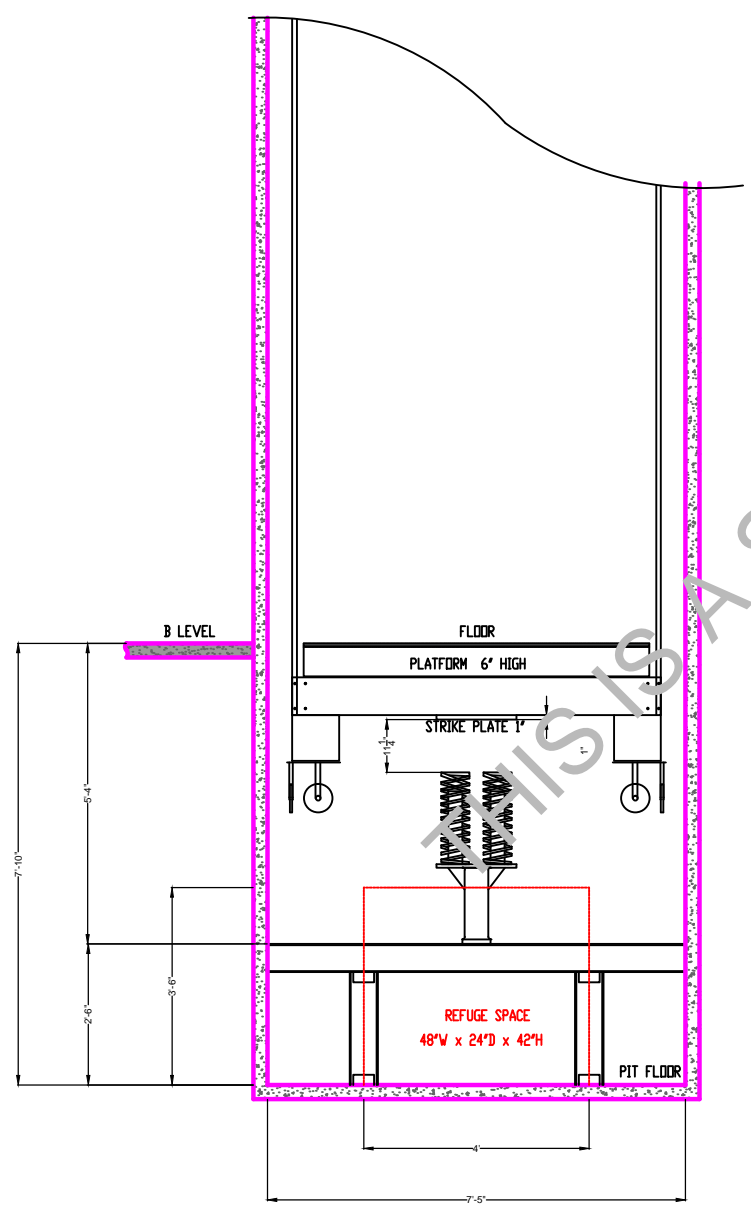
***ACTUAL DRAWING MAY VARY
BASE ON THE INFORMATION OR
MATERIALS CUSTOMER
PROVIDE TO MAKE THE
DRAWING ****

***THE CONTRACTOR IS RESPONSIBLE
TO VERIFY ALL WORK ON THE
DRAWING TO MEET FEDERAL, STATE
CITY OR LOCAL CODE OR LAW. ****

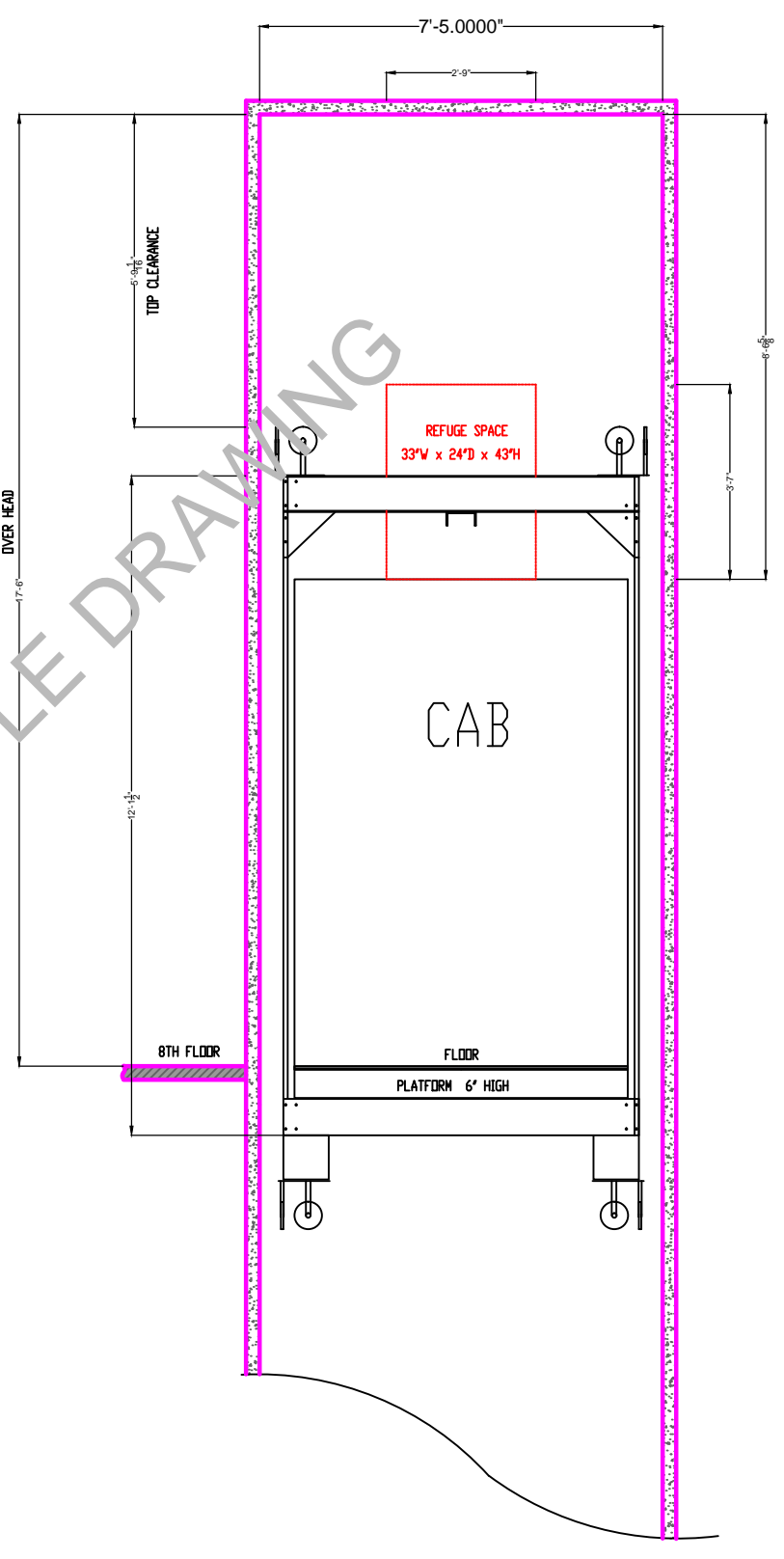
PROJECT NAME:		REV NOTE:
ADDRESS:		XXXXXXXXXX
DRAW. TITLE: TOP AND BOTTOM REFUGE SPACE		
ELEV. NO:		
DATE:	DWG NO: 15D-001	SHEET NO: 1 OF 2

XXXXXXXX ELEVATOR
1234 , ABC STREET
LOS ANGELES, CA 12345
TEL: xxx-xxx-xxxx

***ACTUAL DRAWING MAY VARY
 BASE ON THE INFORMATION OR
 MATERIALS CUSTOMER
 PROVIDE TO MAKE THE
 DRAWING ****



BOTTOM RUNBY
 AND
 REFUGE SPACE



TOP REFUGE SPACE
 AND
 OVER HEAD CLEARANCE

***THE CONTRACTOR IS RESPONSIBLE
 TO VERIFY ALL WORK ON THE
 DRAWING TO MEET FEDERAL, STATE
 CITY OR LOCAL CODE OR LAW. ****

PROJECT NAME:			REV NOTE: XXXXXXXXXX
ADDRESS:			
DRAW. TITLE:			
ELEV. NO:			
DATE:	DWG NO: 15D-001	SHEET NO: 1 OF 2	
XXXXXXXX ELEVATOR 1234 , ABC STREET LOS ANGELES, CA 12345 TEL: xxx-xxx-xxxx			